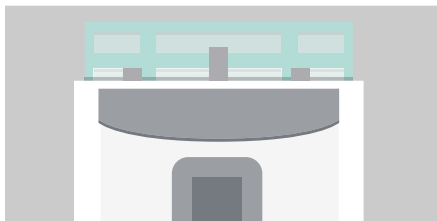


Maximize your savings

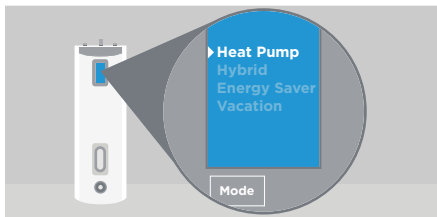
An energy-saving guide to your new heat pump water heater

Heat pump water heaters (HPWHs) can save a household of four up to \$350 annually.¹ Get to know your new equipment and the best practices that maximize efficiency.




1. Clean your air filter monthly.

Cleaning the air filter of your HPWH regularly and replacing it once a year extends the life of your equipment and helps it operate as efficiently as possible at all times.



2. Keep your water heater set to “Heat Pump” mode.

To start, **always use the Heat Pump setting** for maximum savings. If you are experiencing hot water shortages, please follow steps three and four before switching to “Hybrid” or “Energy Saver” mode.



3. Set your water heater to the lowest comfortable temperature.

At cooler temperatures, less energy is wasted. Start at 120°F and adjust as needed to a temperature you’re comfortable with.



4. Upgrade to low-flow devices.

Making the **switch to low-flow showerheads** or **faucet aerators** will help reduce your overall water usage and heating needs, resulting in better equipment performance and lower energy costs.



5. Check your warranty length.

One major benefit of HPWHs is their long warranty periods, which often cover 10+ years of use. Contact your manufacturer for specific warranty details.

Short paybacks for long-term savings

For a household of four, HPWHs have a quick payback period of just over two years.¹ So, feel good about your investment knowing that you’re well on your way to saving energy and money while reducing your environmental impact at the same time. Visit [MassSave.com](https://www.masssave.com) for more energy-saving tips.

¹EnergyStar.gov



WE ARE MASS SAVE™:

